



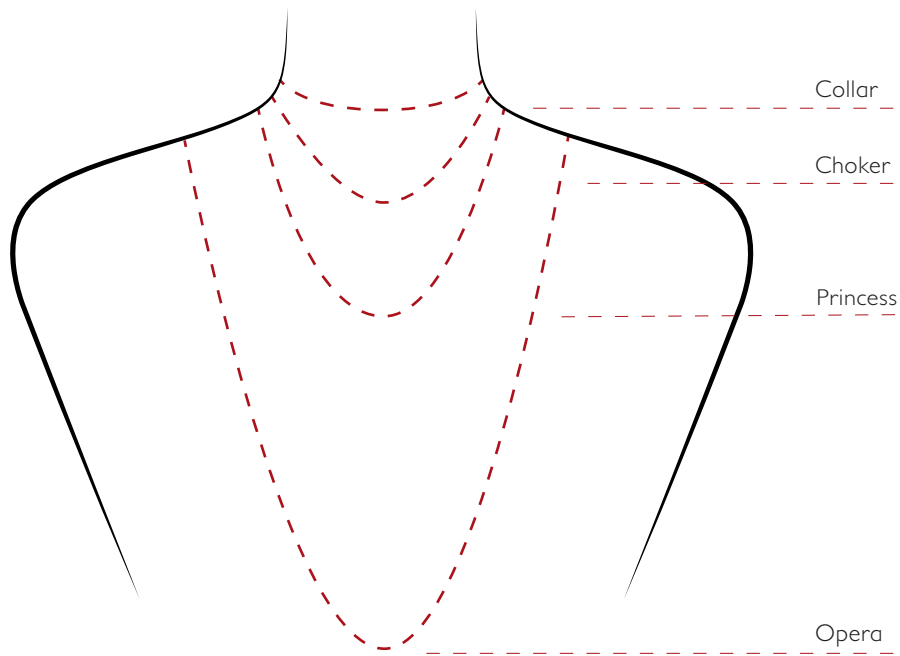
**AL ZAIN**

[www.alzainjewellery.com](http://www.alzainjewellery.com)

**SIZE GUIDE**

1 / 3

Necklace



	INCHES	BODY POSITION
Collar	14' - 16'	Fits closely to the neck
Choker	16' - 18'	Lies loosely around the neckt
Princess	18'	Hangs at the collarbone
Opera	28' - 38'	Drapes below the bust
Opera	40' and above	Extends past the navel



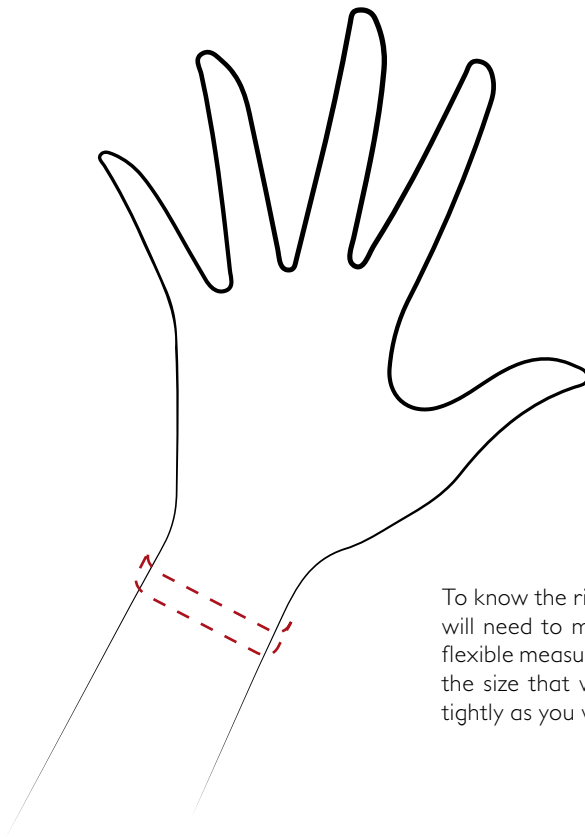
**AL ZAIN**

[www.alzainjewellery.com](http://www.alzainjewellery.com)

**SIZE GUIDE**

2 / 3

Bangle / Bracelet



To know the right size for a bracelet or bangle, you will need to measure your wrist. To do so, use a flexible measuring tape around your wrists to know the size that would fit you best. Do not pull too tightly as you want it to fit you comfortably.

	SIZE	TYPE
Kids	5.5' Inches	Bangle
	Adjustable - 5' - 6' Inches	Bracelet
Adult - Ladies	6 Inches	Bangle
	Adjustable - 6.5' - 7' Inches	Bracelet
Adult - Men	7.5' Inches	Bangle



**AL ZAIN**

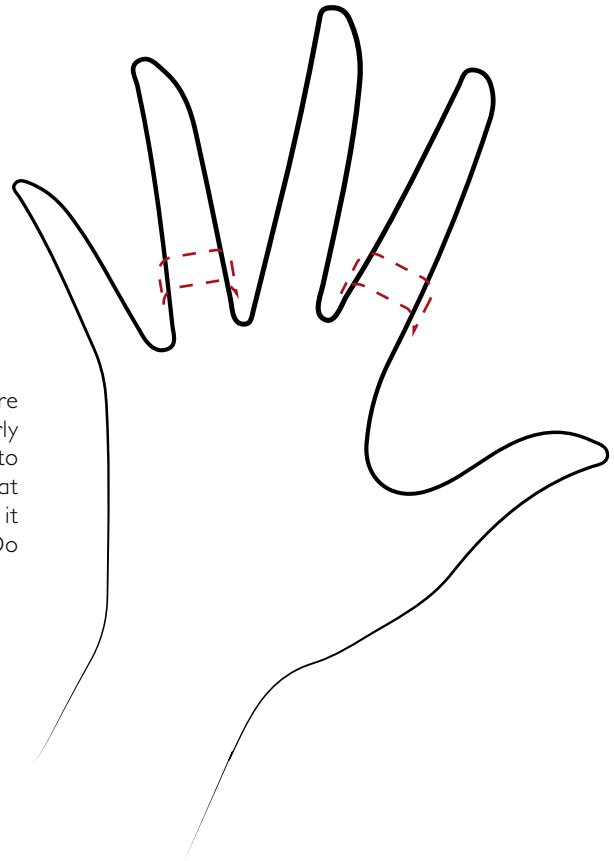
[www.alzainjewellery.com](http://www.alzainjewellery.com)

**SIZE GUIDE**

3 / 3

Ring

Measure your ring size at the end of the day when fingers are at their largest. Consider the width of the band, a particularly thick band will feel tighter than a thin band so you may want to buy a full size larger than your normal ring size. Ensure that your ring sizer fits comfortably, snug enough so that so that it will not fall off, but loose enough to slide over your knuckle. Do not measure your hands when they are cold.



Check your ring size with our free Ring sizer.

